**Pour vous aider à envoyer un fichier adapté et vous assurer une très bonne impression de votre visuel, voici quelques informations utiles pour votre équipe créative.**

***/ To help you send a suitable file and ensure a very good print of your visual, here are some useful information for your creative team.***

# The Air Cocoon Tent.

## Instructions :

1. Taille / *Scale* : 1/1 / 100% (300 x 300 & 400 x 400 model)
1/10 /10% (500 x 500 & 600 x 600 model)

2. Définition / *Definition* : *Minimum 120 dpi*

* Vérifiez que la définition de toutes les illustrations et photos incluses dans le fichier est adaptée aux grands formats de votre bannière / *Check that the definition of all the illustrations and photos included in the file are adapted to the large sizes of your banner.*

* Tous les logos du fichier seront vectorisés. / *All logos in the file will be vectorized.*

* Vérifiez la qualité de vos visuels à 100% sur votre écran. / *Check the quality of your visuals at 100% on your screen.*

3. Couleurs / *Colors* : CMYK

4. Fichiers / *Files* : JPG CMYK (Quadri JPG exportation, InDesign)
Or PDF Coated FOGRA39
1 fichier / files = 1 face

5. Exportation : Pas de bords perdus / *No bleeds*
Pas de traits de coupe / *No cutout lines*
Pas de marques d'impression / *No print marks*

6. Lignes du gabarit / *Template lines*

**RED LINES :** Tous les éléments importants doivent être à l'intérieur de la ligne rouge sécurisée.
*/ All important elements should be inside the secure red line.*

BE DISPLAY / A brand of Be Light communications srl

Chemin du Relai, 9 / 1325 Corroy-le-Grand / Belgium / More informations : +32 476 79 23 14
info@bedisplay.be / www.bedisplay.be

**THE AIR COCOON TENT**
**300 x 300 cm**

**4 Parts of the roof :**
**2400 x 1530 mm**

**RED LINES = MARGINS**

Margins are guides that determine how close to the edge of the page your important elements (logos, texts, icons, ...) should be placed in your design.

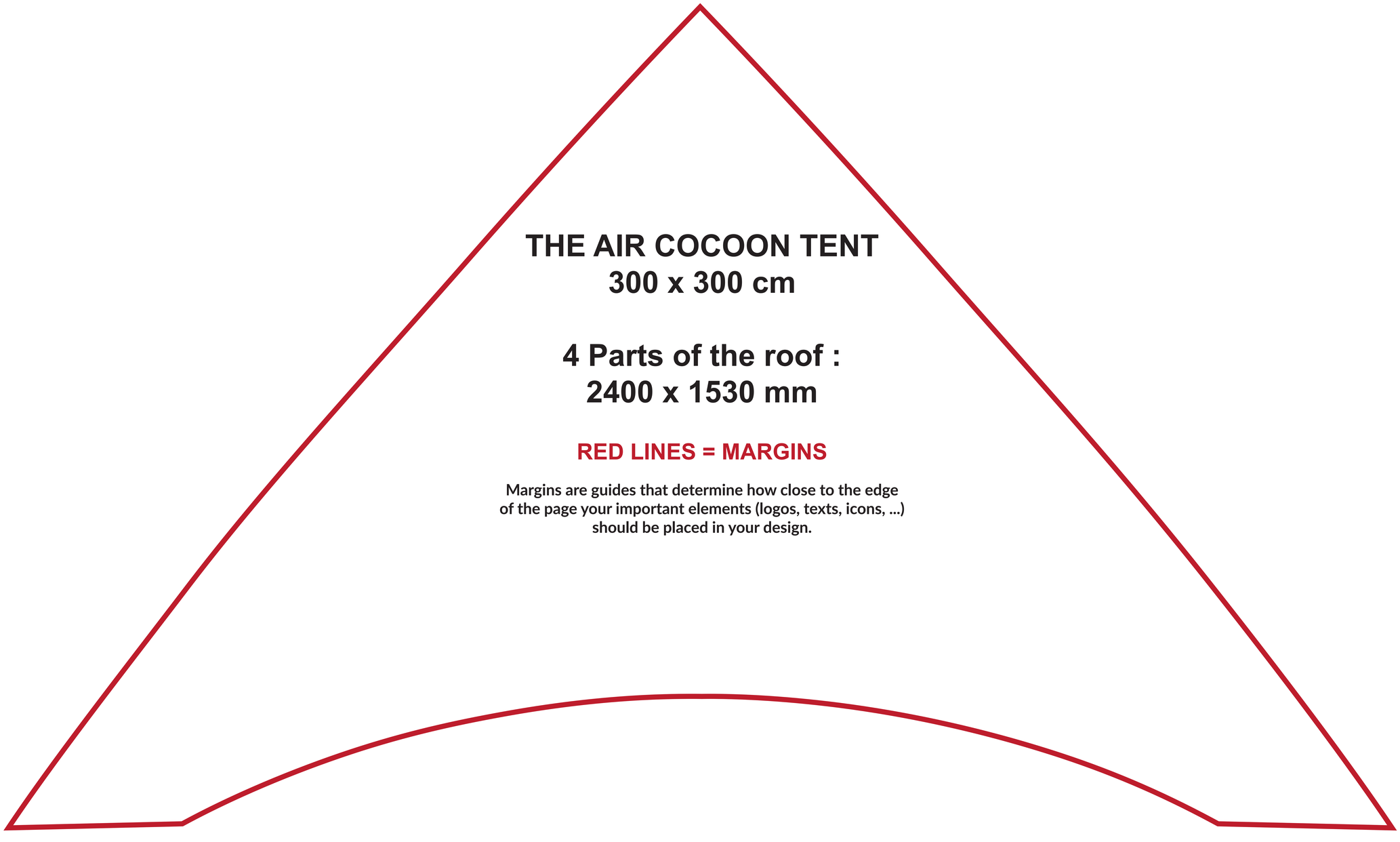

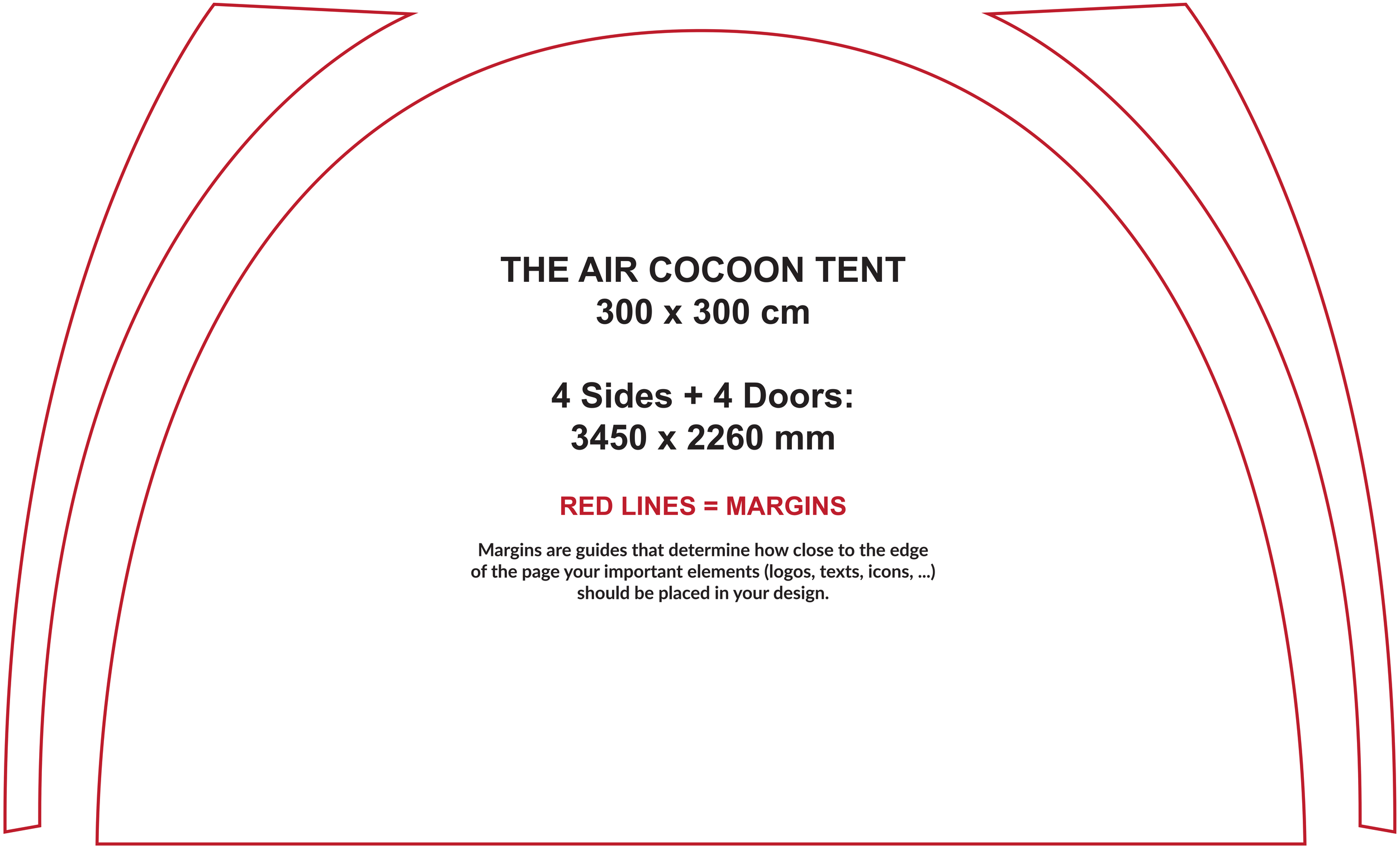

# THE AIR COCOON TENT
## 300 x 300 cm

## 4 Sides + 4 Doors:
## 3450 x 2260 mm

**RED LINES = MARGINS**

Margins are guides that determine how close to the edge of the page your important elements (logos, texts, icons, ...) should be placed in your design.

**THE AIR COCOON TENT**
**400 x 400 cm**

**4 Parts of the roof :**
**2960 x 1850 mm**

**RED LINES = MARGINS**

Margins are guides that determine how close to the edge
of the page your important elements (logos, texts, icons, ...)
should be placed in your design.

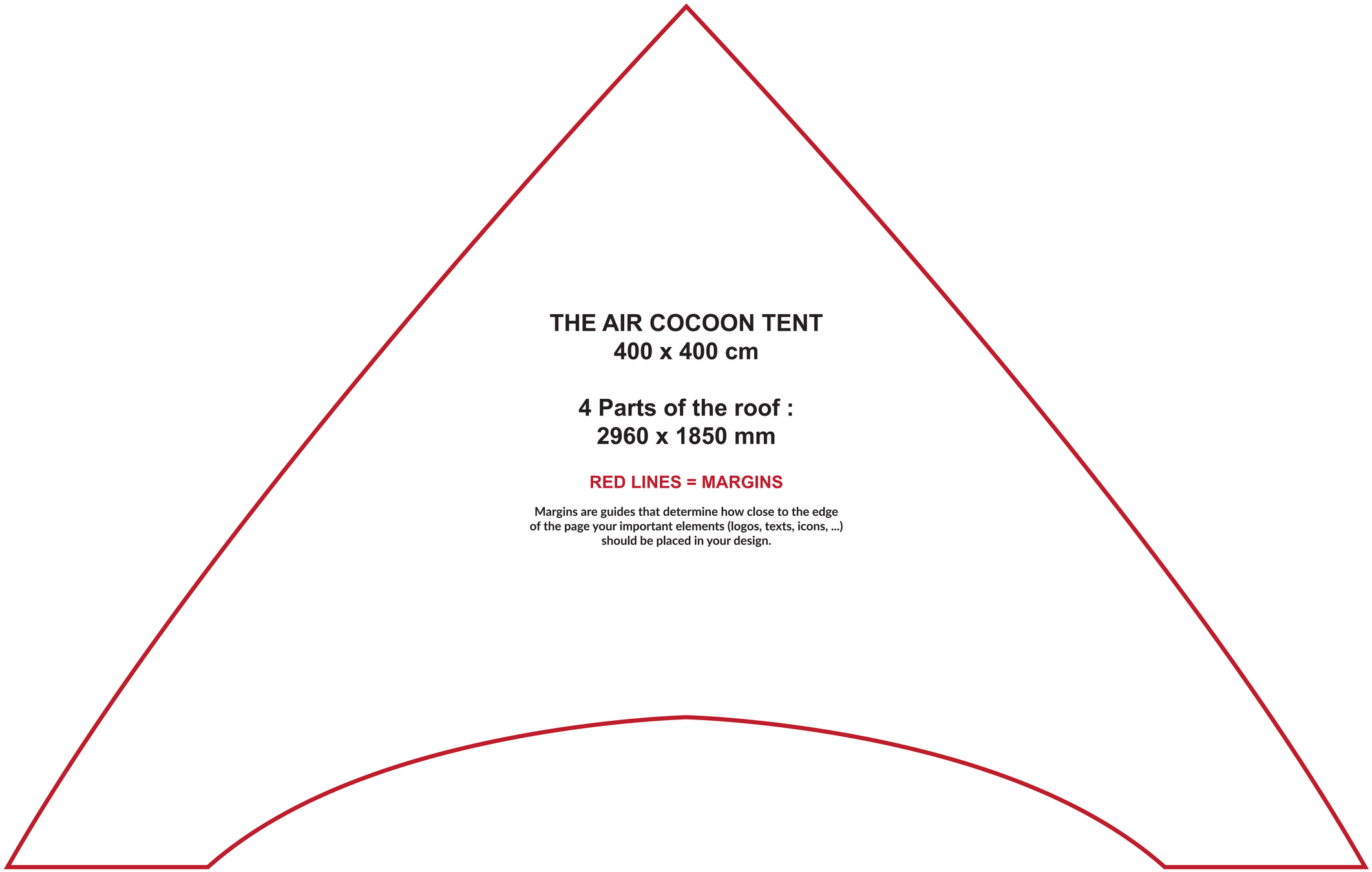

# THE AIR COCOON TENT
# 400 x 400 cm

## 4 Sides + 4 Doors:
## 4280 x 2367 mm

**RED LINES = MARGINS**

Margins are guides that determine how close to the edge of the page your important elements (logos, texts, icons, ...) should be placed in your design.

**THE AIR COCOON TENT**
**500 x 500 cm**

**4 Parts of the roof :**
**392 x 248 mm**

**RED LINES = MARGINS**

Margins are guides that determine how close to the edge of the page your important elements (logos, texts, icons, ...) should be placed in your design.

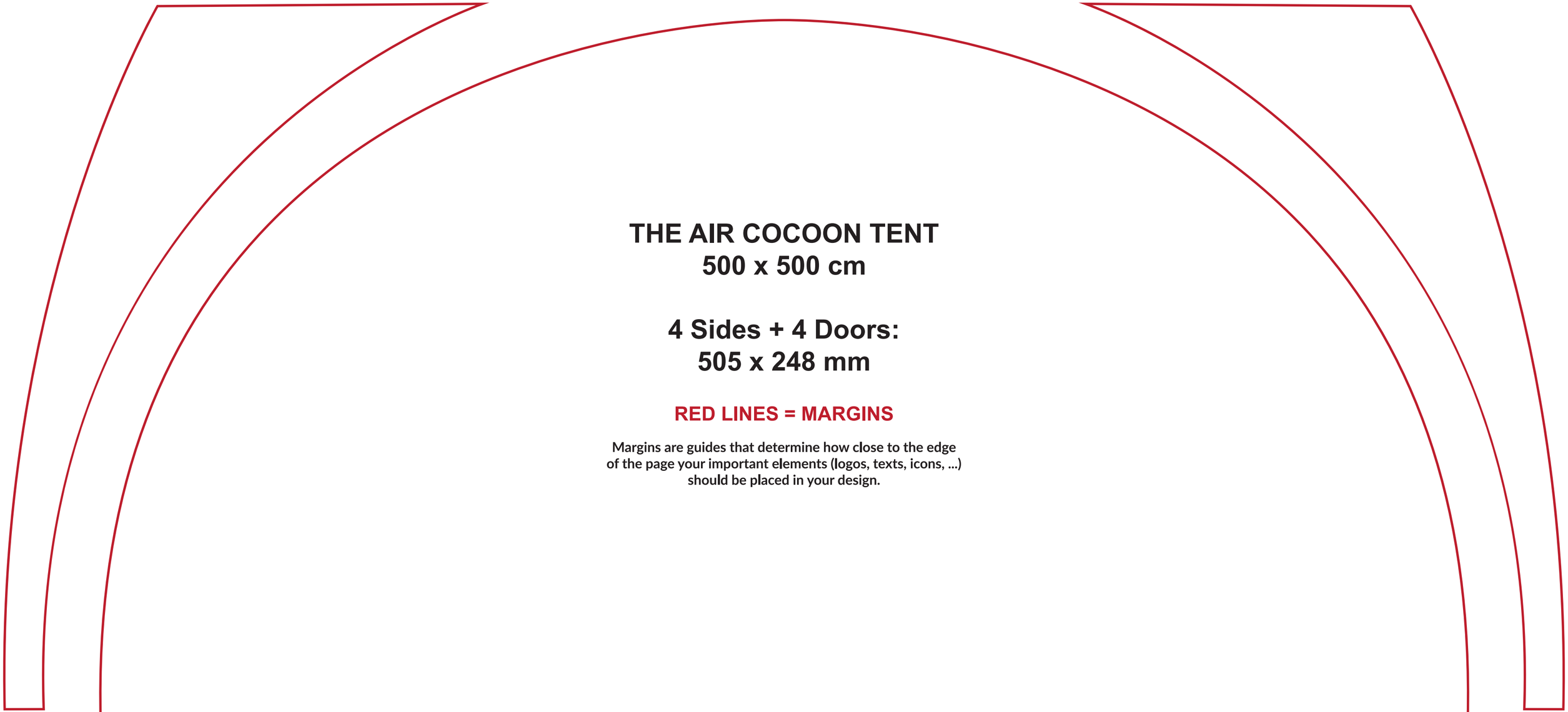

# THE AIR COCOON TENT
## 500 x 500 cm

## 4 Sides + 4 Doors:
## 505 x 248 mm

**RED LINES = MARGINS**

Margins are guides that determine how close to the edge of the page your important elements (logos, texts, icons, ...) should be placed in your design.

**THE AIR COCOON TENT**
**600 x 600 cm**

**4 Top Roof:**
**200 x 420 mm**

**RED LINES = MARGINS**

Margins are guides that determine how close to the edge of the page your important elements (logos, texts, icons, ...) should be placed in your design.

# THE AIR COCOON TENT
# 600 x 600 cm

## 4 Parts of the roof :
## 472 x 232 mm

**RED LINES = MARGINS**

Margins are guides that determine how close to the edge of the page your important elements (logos, texts, icons, ...) should be placed in your design.

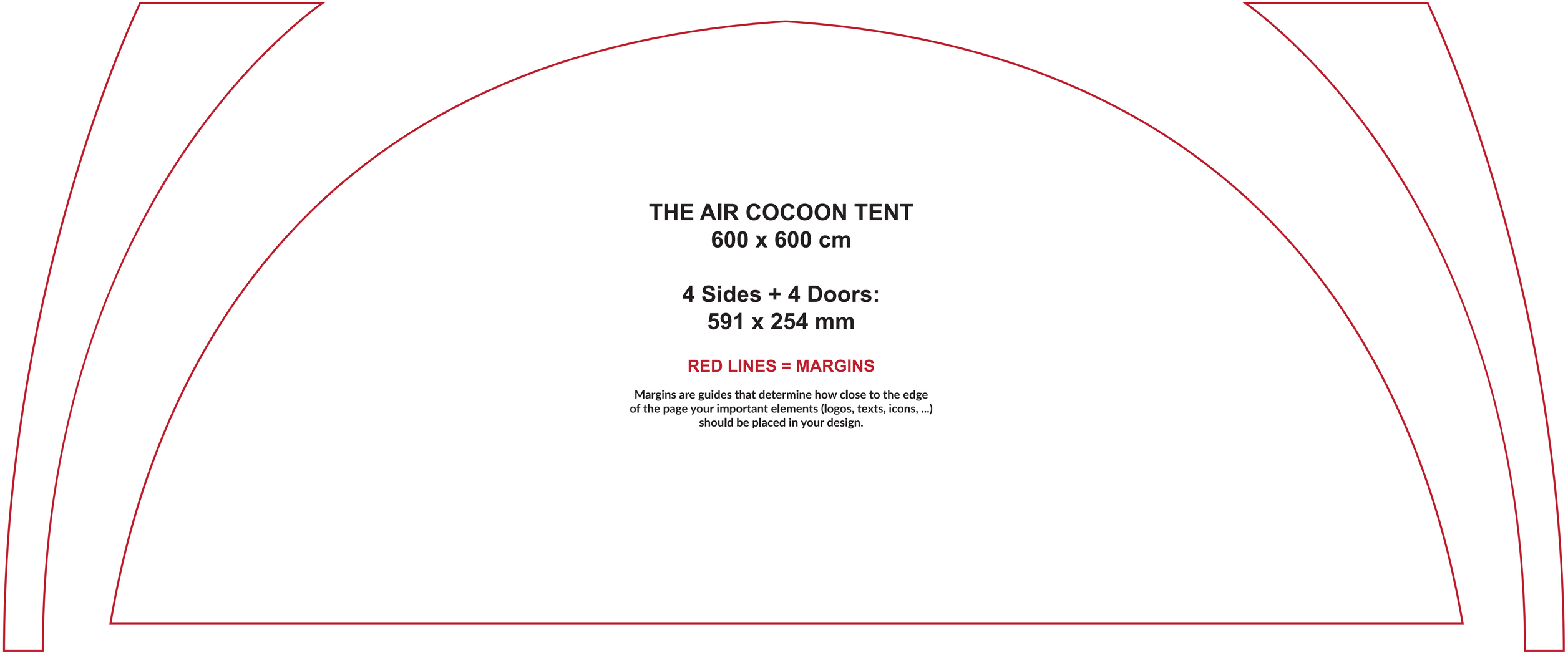

# THE AIR COCOON TENT
## 600 x 600 cm

## 4 Sides + 4 Doors:
## 591 x 254 mm

**RED LINES = MARGINS**

Margins are guides that determine how close to the edge of the page your important elements (logos, texts, icons, ...) should be placed in your design.